

Mathⁱⁿ Focus[®]

Singapore Math[®]
by Marshall Cavendish[®]

 Marshall Cavendish
Education

Singapore Math[®] Research and Efficacy OVERVIEW






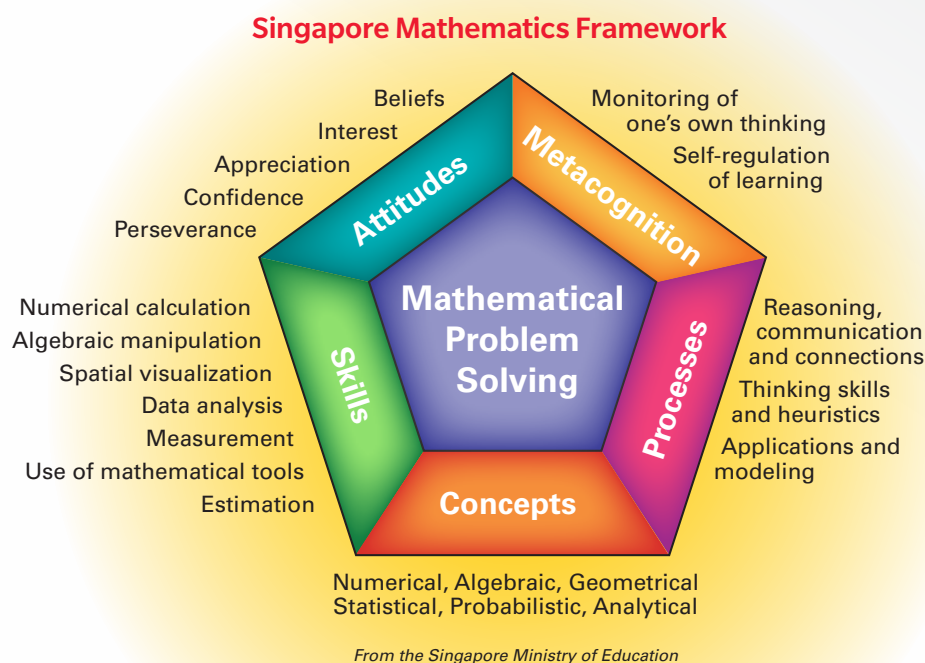
TABLE OF CONTENTS

What is Singapore Math®?	1	Common Core Connection	6-7
Foundational Research	2-4	U.S. Results	8-13
International Results	5	Testimonials	14-15

What is Singapore Math®?

Math in Focus®: Singapore Math® by Marshall Cavendish®, for Grades K–8, is the U.S. edition of Singapore’s most widely used curriculum, bringing Singapore’s effective approach to mathematics to U.S. classrooms.


Singapore Math® emphasizes problem solving and positive attitudes toward mathematics, while focusing on student development of skills, concepts, processes, and metacognition. Students are encouraged to reflect on their thinking and learn how to self-regulate so that they can apply these skills to varied problem-solving activities. The Singapore Ministry of Education uses a pentagon with problem solving in the center to represent its curriculum framework.



This framework aligns with a strong base of foundational research and has also been proven to produce exceptional results both internationally and within the United States.

“Singapore Math’s resounding success can be traced to its unique pedagogy which helps students master the concrete, pictorial, and abstract. What we have learned from Singapore has enabled us to form a program that has been proven to improve math scores wherever it is implemented.”

—Marshall Cavendish, Singapore



Singapore Math[®] is built upon key research-based principles

Problem Solving

PRINCIPLES FROM RESEARCH

“Problem solving is a fundamental part of mathematics—and everyday life. The ability to solve problems is both a goal of mathematics—and a tool within mathematics. As such, problem solving should be integrated into all mathematical learning situations.”

—National Council of Teachers of Mathematics, 2000

TURNING PRINCIPLES INTO SUCCESS WITH MATH IN FOCUS

Problem solving is at the heart of the Singapore Math[®] curriculum. Each chapter contains numerous embedded problem-solving situations so that students learn to flexibly apply their mathematical knowledge. Additionally, Put On Your Thinking Cap! problems require students to extend the concepts they have learned to non-routine situations to demonstrate mastery.

Grade 3



CRITICAL THINKING SKILLS

Put On Your Thinking Cap!

PROBLEM SOLVING

Rita wrote three 4-digit numbers on a sheet of paper. She accidentally spilled some ink on the paper. Some digits were covered by the ink. Using the clues given, help Rita find the digits covered by the ink.



CLUES

The sum of all the ones is 17.

The ones digit of the first number is the greatest 1-digit number.

The digit in the tens place of the second number is one more than the digit in the tens place of the first number.

The tens digit of the third number is 4 less than the tens digit of the second number.

ON YOUR OWN

Go to Workbook A:
Put on Your Thinking Cap!
pages 17-18

32 Chapter 1 Numbers to 10,000

Conceptual Understanding

PRINCIPLES FROM RESEARCH

“This **concrete to pictorial to abstract approach** benefits all students but has been shown to be particularly effective with students who have mathematics difficulties, mainly because it moves gradually from actual objects through pictures and then to symbols.”

—Jordan, Miller, & Mercer, 1998

TURNING PRINCIPLES INTO SUCCESS WITH MATH IN FOCUS

Singapore Math[®] emphasizes a concrete-pictorial-abstract pedagogy. Students are first introduced to concepts with concrete manipulatives, which allow them to experience and understand the math they are learning. They then learn to visually represent concepts using models, including number bonds and bar models. Finally, once students have a strong understanding of the concept, they move to the abstract stage where they use symbols, such as numbers and equations, to represent mathematical situations.

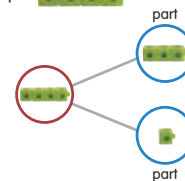
Grade 1

Learn

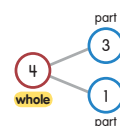
You can make number bonds with

You can use a number train to make number bonds.

Sam put into two parts.



How many are in each **part**?



3 and 1 make 4.
This picture shows a **number bond**.

30 Chapter 2 Number Bonds

Visualization/Representation

PRINCIPLES FROM RESEARCH

“For students to understand such mathematical formalisms, we must help them connect these formalisms with other forms of knowledge, including everyday experience, concrete examples, and **visual representations**. Such connections form a conceptual framework that holds mathematical knowledge together and facilitates its retrieval and application.”

—Donovan & Bransford, 2005, p. 364

TURNING PRINCIPLES INTO SUCCESS WITH *MATH IN FOCUS*

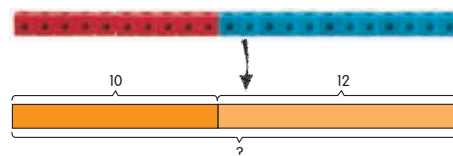
“Many students who have difficulty grasping abstract mathematical concepts would benefit from visual representations of mathematical ideas. As part of this approach, the Singapore illustrations demonstrate how to graphically decompose, represent, and solve complicated multi-step problems.”

—Ginsburg, et al., 2005, p. xii.

Grade 2

Learn You can use bar models to help you add.

Mandy makes 10 granola bars.
Aida makes 12 granola bars.
How many granola bars do they make in all?



$$10 + 12 = 22$$

They make 22 granola bars in all.

Check!

$22 - 10 = 12$
 $22 - 12 = 10$
The answer is correct.



Math in Focus teaches students several consistent visual models they can use to make sense of mathematical relationships and solve problems. They include bar models, place-value charts, number bonds, array models, and more. Each model is fully integrated into the program and carried across grade levels, allowing students to build upon them and understand increasingly complex concepts.

Manipulatives play a key role in the concrete–pictorial–abstract development of Singapore Math®.



Differentiated Instruction

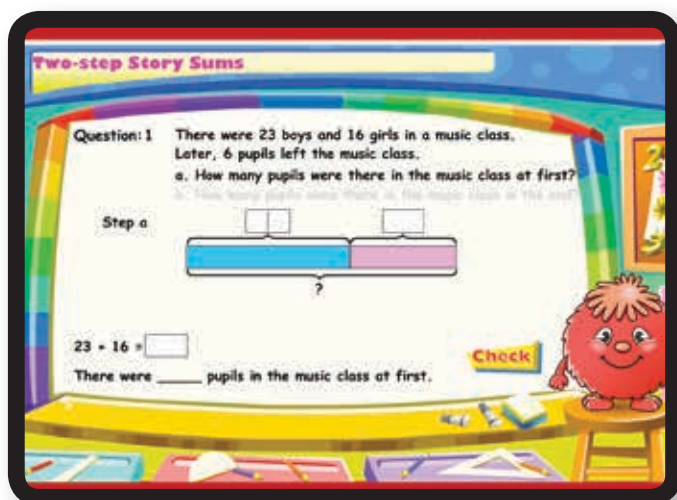
PRINCIPLES FROM RESEARCH

“Differentiated instruction is an instructional process that has excellent potential to positively impact learning by offering teachers a means to provide instruction to a range of students in today’s classroom situations.”

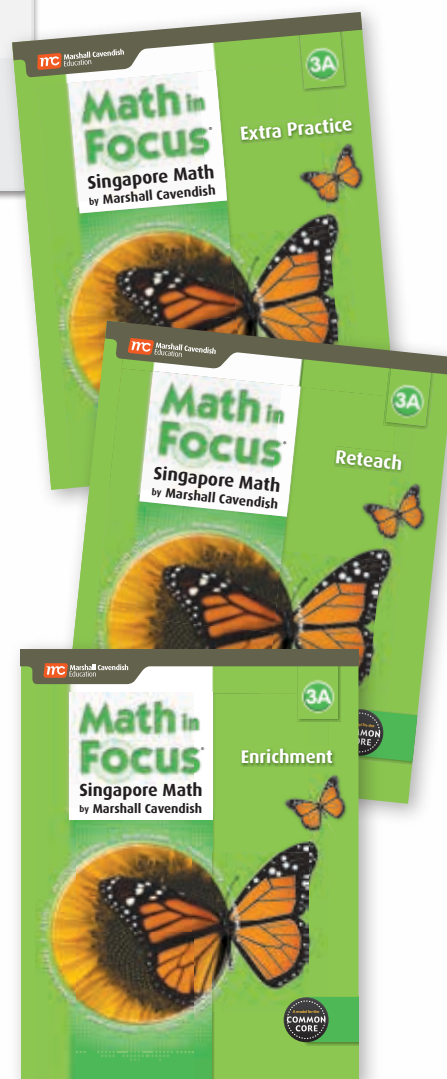
—Hall, Strangman, & Meyer, 2003

TURNING PRINCIPLES INTO SUCCESS WITH MATH IN FOCUS

Math in Focus supports mathematical instruction at a variety of levels to target all learners, from struggling to gifted. Teachers have access to online and print resources including Reteach, Extra Practice, and Enrichment. Students also benefit from colorful, engaging online Interactivities. Additional support is included in the Teacher’s Edition to further differentiate instruction and ensure success for all learners.



Online Student Interactivities bring Singapore Math® to life with fun, interactive tutorials, activities, and quizzes.



INTERNATIONAL RESULTS

Strong research-based foundations lead to exceptional international results

Data from international studies has shown that the United States has been surpassed in its mathematics performance. Meanwhile, Singapore's students have consistently been top performers in international assessments. This is evidenced in Singapore's consistent top performance on the TIMSS and PISA studies.

Trends in International Math and Science Study (TIMSS)

Since the Trends in International Math and Science Study (TIMSS) began in 1995, Singapore has consistently ranked at the top. The table displayed here shows the top 15 countries from the most recent report, with Singapore outperforming the United States by 65 points.

TIMSS 2011* Grade 4	
Singapore	606
Korea	605
Hong Kong, China	602
Chinese Taipei	591
Japan	585
Northern Ireland	562
Belgium	549
Finland	545
England	542
Russian Federation	542
United States	541

*<http://nces.ed.gov/timss>

OECD Programme for International Student Assessment (PISA)

In 2012, Singapore participated in the PISA study, which assesses 15-year-olds in industrialized countries. Singapore was a top-performing nation in math, and while Singapore students scored significantly above the international average, the United States scored below the average, ranking #36 out of 66.

PISA Mathematics Scale 2012**

1	Shanghai, China	613
2	Singapore	573
3	Hong Kong, China	561
4	Taiwan	560
5	South Korea	554
6	Macao, China	538
7	Japan	536
8	Liechtenstein	535
9	Switzerland	531
10	Netherlands	523
11	Estonia	521
12	Finland	519
13	Canada	518
13	Poland	518
15	Belgium	515
16	Germany	514
17	Vietnam	511
18	Austria	506
19	Australia	504
20	Ireland	501
20	Slovenia	501
22	Denmark	500
22	New Zealand	500
24	Czech Republic	499
25	France	495
26	United Kingdom	494
27	Iceland	493
28	Latvia	491
29	Luxembourg	490
30	Norway	489
31	Portugal	487
32	Italy	485
33	Spain	484
34	Russia	482
34	Slovakia	482
36	United States	481

**<http://Pisa.oecd.com>

Singapore's international success paves the way for the Common Core Standards

Because of its consistent success in achieving exceptional student achievement and its foundation on key research-based principles, Singapore Math® was one of the key models for the Common Core State Standards. According to Achieve, an independent, nonprofit educational foundation:

“Overall, the Common Core State Standards (CCSS) are well aligned to Singapore's Mathematics Syllabus. Policymakers can be assured that in adopting the CCSS, they will be setting learning expectations for students that are similar to those set by Singapore in terms of rigor, coherence and focus.”

—Achieve* (achieve.org/CCSSandSingapore)

The key ideas in the Common Core State Standards parallel the Singapore Mathematics Framework.

PRINCIPLES FROM THE COMMON CORE

“For over a decade, research studies of mathematics education in high-performing countries have pointed to the conclusion that the mathematics curriculum in the United States must become substantially more focused and coherent in order to improve mathematics achievement in this country.”

—Common Core State Standards, corestandards.org

TURNING PRINCIPLES INTO SUCCESS WITH MATH IN FOCUS

One of the key high-performing countries that the creators of the Common Core State Standards looked at was Singapore, whose mathematics curriculum truly embodies the notion of focused and coherent. Through multi-day lessons and minimal repetition from year to year, students learn concepts in depth to mastery.

Table of Contents

1	Numbers to 10,000	
	Chapter Overview	1A
	Differentiation Resources	1B
	Assessment and Remediation	1C
	Chapter Planning Guide	1D
	Chapter Introduction	1
	Recall Prior Knowledge and Quick Check: Counting • Place value	2-3
1.1	Counting Lesson	5
	Learn: Use base-ten blocks to show numbers • Express a number in different forms • Count to ten thousand • Count on by ones • Count on by tens • Count on by hundreds • Count on by thousands	
	Let's Practice and Practice and Apply: Workbook A: Practice 1	10-11
1.2	Place Value Lesson	12
	Learn: Use a place-value chart and place-value strips to find the value of each digit in a number	
	Game: Roll and Show!	
	Learn: Use a place-value chart and base-ten blocks to show greater numbers	
	Let's Practice and Practice and Apply: Workbook A: Practice 2	18-19
1.3	Comparing and Ordering Numbers Lesson	20
	Learn: Use base-ten blocks to compare and order numbers • Use base-ten blocks to compare and order numbers • place value to compare numbers • Use place value to order numbers	
	Hands-On Activity: Use clues on place values to guess a number	
	Learn: Look for patterns on a number line	
	Let's Practice and Practice and Apply: Workbook A: Practice 3	29
	Let's Explore: Make 4-digit numbers with leading digits of specific value then find their difference	
	Math Journal: Reading and Writing Math	30-31
	Put on Your Thinking Cap! Problem Solving	32
	Practice and Apply: Workbook A: Challenging Practice and Problem Solving	32
	Chapter Wrap Up	33-34
	Chapter Review/Test	33-34
	Assessments Book Test Prep 1	35

Table of Contents T39

* Achieve is a bipartisan, nonprofit educational reform organization that partnered with NGA and CCSSO on the Common Core State Standards Initiative.

A model for the
**COMMON
CORE****PRINCIPLES FROM THE COMMON CORE**

“The composite standards [of Hong Kong, Korea, and Singapore] have a number of features that can inform an international benchmarking process for the development of K–6 mathematics standards in the U.S. First, the composite standards concentrate the early learning of mathematics on the number, measurement, and geometry strands with less emphasis on data analysis and little exposure to algebra.”

—Common Core State Standards, corestandards.org

**TURNING PRINCIPLES INTO SUCCESS
WITH MATH IN FOCUS**

Math in Focus emphasizes number and operations in every grade. The textbook is divided into two books, roughly a semester each. Book A focuses on number and operations while Book B focuses on geometry and measurement, where number concepts are practiced, connected, and applied.

**PRINCIPLES FROM THE COMMON CORE**

“One hallmark of mathematical understanding is the ability to justify, in a way appropriate to the student’s mathematical maturity, *why* a particular mathematical statement is true or where a mathematical rule comes from.”

—Common Core State Standards, corestandards.org


**TURNING PRINCIPLES INTO SUCCESS
WITH MATH IN FOCUS**

The Singapore Mathematics Framework and pedagogy emphasize deep understanding, which is demonstrated through consistent opportunities to explain why mathematical concepts work. This is modeled for students throughout **Math in Focus** with thought bubbles, which display pictures of students expressing their understanding. Students then have the opportunity to justify their own understanding through activities such as Math Journals.

Grade 4

READING AND WRITING MATH
Math Journal

Both Andy and Rita think that 0.23 is greater than 0.3.



Do you agree? Why or why not? Explain your answer.

Lesson 7.3 Comparing Decimals 33

United States students experience exceptional results with *Math in Focus*

OLD BRIDGE, NEW JERSEY


State Test Score Analysis

An analysis of 2010 state test scores in Old Bridge, NJ sought to determine if ***Math in Focus*** students experienced greater gains on the state mathematics test (NJ ASK).

RESULTS

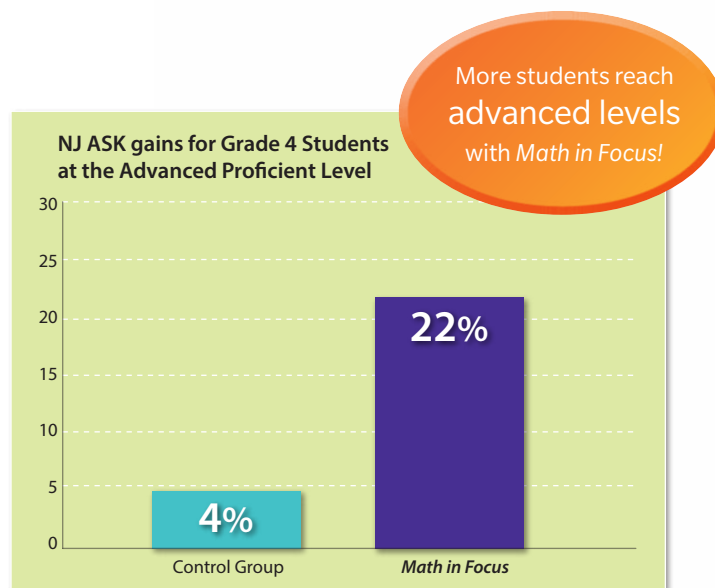
4th-Grade Student Performance on NJ ASK

Math in Focus students improved an average of 12.4 points, more than three times the average improvement that occurred across the remaining students in the district in the comparison group.



NJ ASK gains at the Advanced Proficient Level

The percentage of 4th-grade students scoring at the highest level, advanced proficient, increased by 22% for the ***Math in Focus*** group, while the control group increased by only 4%.




For full reports, please contact your local Account Manager.

Instructional Effectiveness Study Overview

An independent research firm conducted a year-long study that examined 2nd-grade achievement in **Math in Focus** compared to a control group.

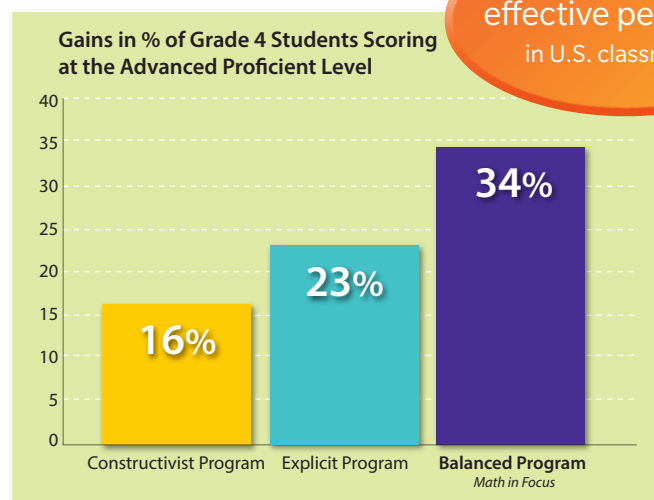
RESULTS

At Grade 2, the **Math in Focus** group of students made significant and greater academic gains from pretest to posttest.



Gains compared to other types of mathematics programs

Math in Focus student performance on the NJ ASK test was also compared to comparison groups using constructivist and explicit mathematics programs. The three programs were taught in the same schools by similar teachers. The analysis showed that the students using **Math in Focus**, a program that utilizes a balanced approach, outperformed the students in the alternative programs.

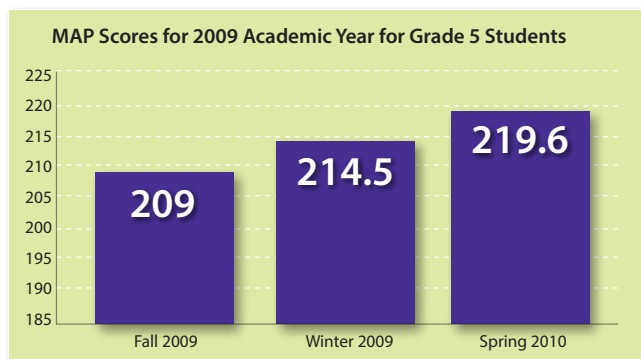


Proven
effective pedagogy
in U.S. classrooms!

KENTUCKY

A longitudinal analysis of *Math in Focus* in Lexington, KY

Longitudinal data analysis was conducted to investigate student math achievement over the course of two consecutive years. The sample was comprised of 272 students from Title 1-eligible schools. Student math performance was measured using the *Measures of Academic Progress* (MAP).



RESULTS

Statistical analysis indicated that using *Math in Focus* was associated with increased student math performance. This improvement was statistically significant even after controlling for student level variables.

Lexington, KY Year One KCCT (Kentucky Core Content Test) Highlights

In addition to showing growth in the longitudinal analysis, Lexington students using *Math in Focus* also showed exceptional results on the Kentucky state test. Highlights include:

Gains in Proficient and Distinguished ratings for African-American students:

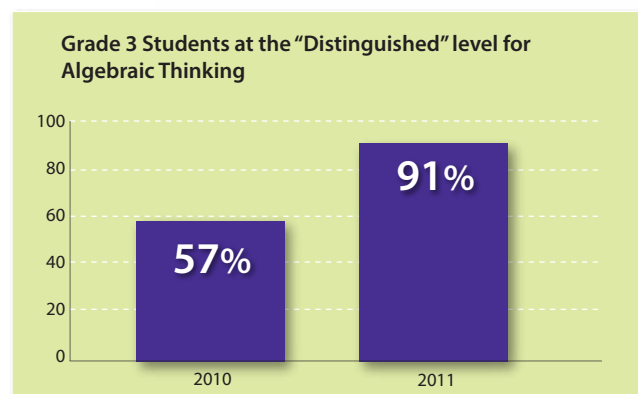
- Deep Springs Elementary – 26% gain at 3rd grade
- Breckenridge Elementary – 25% gain at 5th grade

Gains in Proficient and Distinguished ratings for Hispanic students:

- Russell Cave Elementary – 26% gain at 3rd grade

Thinklink Benchmark Test Improvement in Marshall County, KY

The Thinklink benchmark test ranks students on four levels: Novice, Apprentice, Proficient, and Distinguished. After using *Math in Focus* in Grade 3 from 2010 to 2011, the Thinklink benchmark test scores showed a significant improvement for *Math in Focus* students, rising from 57% to 91% of students at the Distinguished level for Algebraic Thinking. Distinguished is the highest level that students can achieve.



MIDDLE SCHOOL

An analysis of *Math in Focus* Course 1 for Middle School

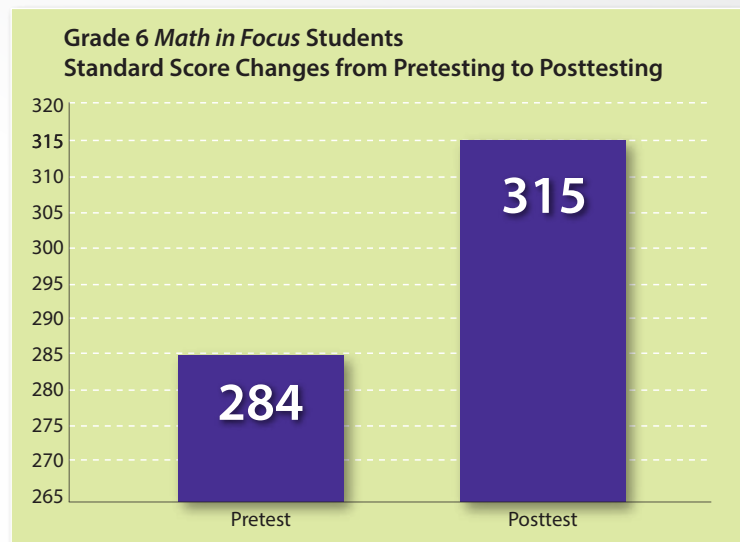
The new **Math in Focus** middle school program has also shown results in U.S. classrooms. Two pilot studies were conducted for **Math in Focus** Course 1, tracking student performance across a 7-week pilot period.

RESULTS

The analysis showed that the **Math in Focus** classes made significant gains over the course of the 7-week tryout period in both studies.

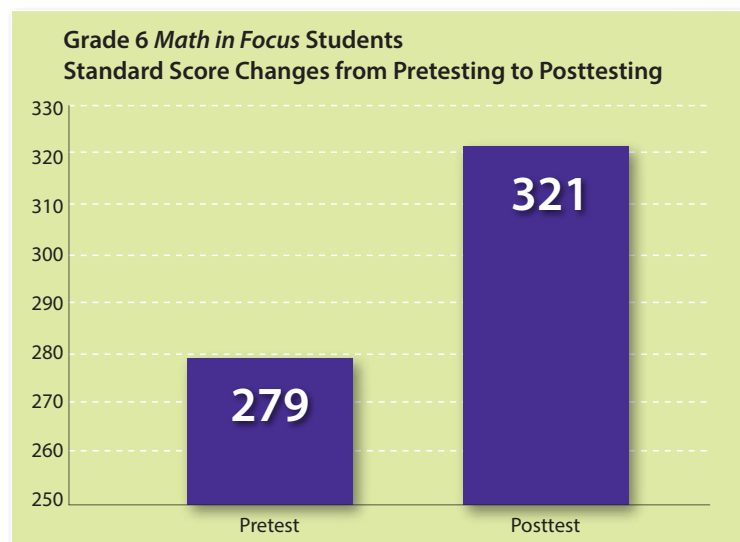
Little Rock, AR

Students using **Math in Focus** Course 1 increased 31 standard score points during the trial period.



Lexington, KY

Students using **Math in Focus** Course 1 increased 42 standard score points during the trial period.



Additional Research

SOUTHERN VALLEY SCHOOL DISTRICT Case Study

School District Overview

Southern Valley School District is a rural school district in Oxford, Nebraska with one elementary school and one secondary school. The district has a current enrollment of over 400 students in Grades Pre-K–12. The professional staff includes 87 teachers, with approximately 47 support personnel and administrators.

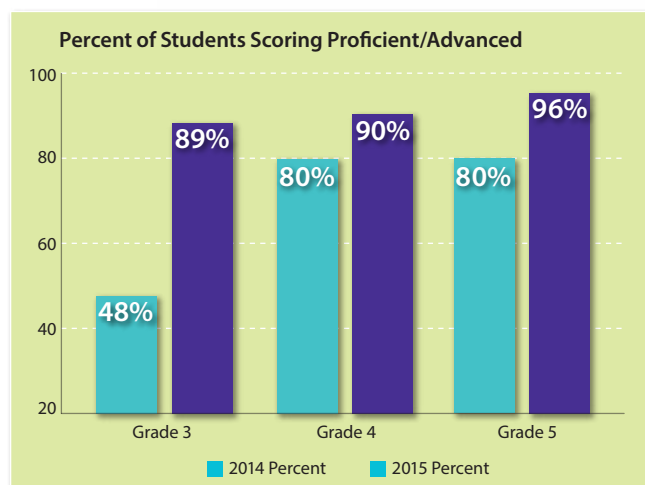
Southern Valley School District is eligible for Title I assistance. Ninety percent of the students are Caucasian and the remaining student body consists of students identified as Hispanic (6%) or other (4%). Seventeen percent of the students have an Individualized Education Program (IEP).

Nebraska Testing Program

The Nebraska State Accountability (NeSA) is taken by all students in Grades 3–8, in the spring. The test includes assessment of reading, math, and science. The test focuses on how well students have acquired the skills and knowledge described in the state Common Core Learning Standards.

At Grades 3–5, the NeSA-M is comprised of multiple-choice, short-constructed response, and extended-response items covering four domains equally distributed across the tests: Number Sense, Geometric/Masurement, Algebraic, and Data Analysis/Probability Concepts.

The Nebraska state test scores are categorized into one of three levels of mastery including Level 1 (Not Proficient), Level 2 (Meets), and Level 3 (Exceeds). Students scoring at Levels 2 and 3 are said to excel and demonstrate knowledge, skills, and practices embodied by the National Council of Teachers of Mathematics and the National Assessment of Educational Progress Standards for Mathematics.



RESULTS

To determine if **Math in Focus** had an impact on learning, student NeSA State mathematics test scores from the Spring of 2014, prior to using the program, and the Spring of 2015, after one year of usage, were obtained for Grades 3, 4, and 5. These findings are presented in Figure 1.

The comparison of achievement scores revealed that at all grade levels examined, the percentage of students scoring at Levels 2 and 3 were greater in 2015, after using **Math in Focus**, than the previous year with an **average gain of over 23%**.

Conclusion

This one-year examination of the implementation of **Math in Focus** at Southern Valley School District revealed that the program was associated with increased mathematics achievement.

STRONG-HUTTIG, ARKANSAS SCHOOL DISTRICT

Case Study

School District Overview

Strong-Huttig School District is a rural district in Strong, Arkansas with one elementary and one high school. The district has a current enrollment of about 400 students in Grades K–12. The professional staff includes 94 teachers, with approximately 50 support personnel and administrators.

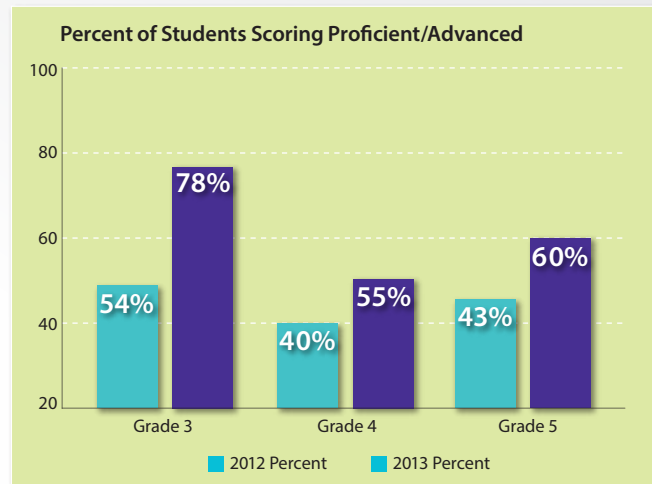
Strong-Huttig School District is eligible for Title I assistance. Ninety-four percent of the students in the district are Black (55%) or Caucasian (39%), and the remaining student body consists of students identified as Hispanic (6%). Twelve percent of the students have an Individualized Education Program (IEP).

Arkansas Comprehensive Testing, Assessment, and Accountability Program

The Arkansas Comprehensive Testing, Assessment, and Accountability Program (ACTAAP) is taken by all public school students, Grades 3–8, in the spring. The test includes assessments of English Language Arts (ELA), mathematics, science, and writing.

At Grades 3–5, the math ACTAAP is comprised of multiple-choice and open-ended response items from five skill areas including Number and Operations, Algebra, Geometry, Measurement, and Data Analysis and Probability.

In Arkansas, students' test scores can be categorized into one of four levels of mastery including Level 1 (Advanced), Level 2 (Proficient), Level 3 (Basic), and Level 4 (Below Basic). Students scoring at the Proficient or Advanced levels demonstrate solid academic performance for the grade tested.



RESULTS

To determine if **Math in Focus** had an impact on learning, student ACTAAP mathematics test scores from the Spring of 2012, prior to using the program, and the Spring of 2013, after one year of usage, were obtained for Grades 3, 4, and 5. These findings are presented in Figure 1.

The comparison of achievement scores revealed that at all grade levels examined, the percentage of students scoring proficient or higher were greater in 2013, after using **Math in Focus**, than the previous year with an average gain of over 19%.

Conclusion

This one-year examination of the implementation of **Math in Focus** at Strong-Huttig School District revealed that the program was associated with increased mathematics achievement.

Everyone's seeing results thanks to Singapore Math®!

Supervisors

"This study is the proof in the pudding that **Math in Focus** is working for our students. Partnering with Houghton Mifflin Harcourt™ for professional development has allowed our teachers to move from being just comfortable teaching math to reaching a new level of confidence in their math teaching ability. The students, teachers, and parents in our district truly see the benefits of Singapore Math®."

—Donna Kibbler, Director of Elementary Education, Old Bridge, NJ

Principals


"You should have heard the positive comments from the kids! Mostly, they commented about how much **Math in Focus** made them think, gave them a challenge, but also gave them a few "strategies" to solve the hard problems. The 2nd graders were SO excited to be doing multiplication in 2nd grade! AMAZING!"

—Nicole Moore, Principal, Shamong, NJ

Parents

"I'm amazed at my 5th grader's problem solving ability after having been in the program for one semester."

—Parent from Rye Neck schools in Westchester County, NY



Teachers

"**Math in Focus** has helped my students become the most strategic problem solvers I've seen in fifteen years of teaching. I'm thrilled with the differentiated support my students receive and the extensive, intuitive resources that allow me to teach with confidence as we implement the Common Core State Standards."

—Scott Sheets, 5th-Grade Teacher, Lexington, KY

Students


"**Math in Focus** is better because it gives you new and better strategies. If you struggle or forget the strategies, then you can scan your book and pick up extra information to help you. The chapter that gives you the most strategies is *Chapter 5: Bar Modeling*. With this program you are sure to do great on the NJ ASK! Try it! You'll never know until you try!"

—Michael, 3rd-Grade **Math in Focus** Student

Superintendents

"We have been thrilled with the level of mathematical understanding our students using Singapore Math® (**Math in Focus**) have achieved. Teachers say it has transformed their teaching. My own son, in 2nd grade, is in a **Math in Focus** classroom and is doing a much higher level of math than my older child did in 2nd grade with another program. The focus on mastery of number sense, operations, problem solving, and challenging questions correlates perfectly with the direction of the new Common Core State Standards."

—Karen Cheser, Assistant Superintendent, Boone County Schools, KY




This image shows a full page of white paper with horizontal blue or grey ruling lines. The lines are evenly spaced and run across the width of the page, typical of notebook paper. There is no handwriting or other markings on the page.

Notes

This image shows a blank sheet of white paper with horizontal ruling lines. The lines are evenly spaced and extend across the width of the page. There is no text or other markings on the paper.

Experience World-Class Success in Your Classroom!



Grades K–8

hmhco.com/mathinfocus
800.225.5425

Singapore Math® is a trademark owned by Singapore Math Inc. and Marshall Cavendish Education Pte. Ltd. Math in Focus® and Marshall Cavendish® are registered trademarks of Times Publishing Limited. SAT® is a registered trademark of the College Entrance Examination Board, which was not involved in the production of, and does not endorse, these products. Houghton Mifflin Harcourt™ and HMH® are trademarks or registered trademarks of Houghton Mifflin Harcourt. © Houghton Mifflin Harcourt. All rights reserved. Printed in the U.S.A. 06/16 MS176331

Connect with us:

